

NEON FLEX LIGHT



FLW3528 è un'applicazione di superficie che consente l'integrazione di nastri LED in apparecchi di illuminazione definiti dall'utente. Una vasta gamma di profili, coperture e opzioni di montaggio piccoli ma funzionali consente di configurare i singoli apparecchi si adattano perfettamente all'applicazione desiderata.

FLW3528 is a surface application that enables the integration of LED tapes in user-defined luminaires. A large range of small and yet functional profile, covers, and mounting options allows the configuration of individual luminaires to suit perfectly the desired application.

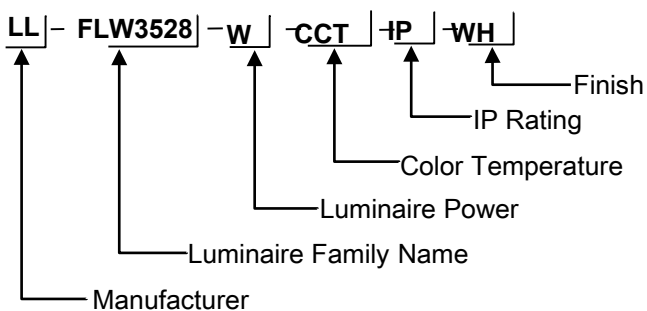
TECHNICAL DATA

Type	Strip Light
Installation	Surface/Recessed
Housing	Silicon/Aluminum Profile
Light Emission Direction	Symmetrical
Glow wire test	850°
Safety Class	II
Direct Mounting on Normal Flammable Surface	Yes
Driver Included	Remote
Adjustable	Fixed



IP20
IP65
IP67

ORDERING CODE



Code No.	System Power (W)	Lumen Output (lm)	Luminaire Efficacy (lm/W)	CRI
<input type="checkbox"/> FLW3528-4.8W/m	4.8	480	100	>90
<input type="checkbox"/> FLW3528-7.0W/m	7.0	700	100	>90
<input type="checkbox"/> FLW3528-9.6W/m	9.6	960	100	>90
<input type="checkbox"/> FLW3528-12.0W/m	12.0	1200	100	>90
<input type="checkbox"/> FLW3528-14.4W/m	14.4	1440	100	>90

COLOR TEMPERATURE OPTION



2700K 3000K 4000K 5000K 6000K

RGB RGBW

BEAM ANGLE OPTION

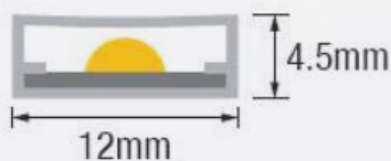
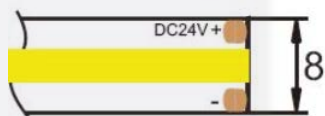
WIDE



CONTROL OPTION

- DD DALI DIM 
- D1 0-10V DIM 
- PD Phase Cut DIM 
- D0 ON/OFF

DIMENSION



NOTE: LED CHIPS & LED DRIVERS as per manufacturer's recommendations.

LED CHIPS

OSRAM



NICHIA

CREE

Panasonic

LUMINUS

TRIDONIC

TCI LED
professional led applications

bridgelux
BRIDGING LIGHT AND LIFE™

CITIZEN ELECTRONICS CO., LTD.

LED DRIVERS

MW
MEAN WELL

TRIDONIC

EAGLECRISE

HEP
power for light®


laLuce


TCI LED
professional led applications

PHILIPS

OSRAM



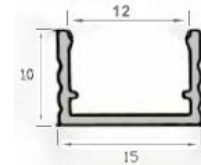
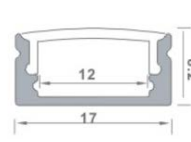
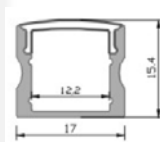
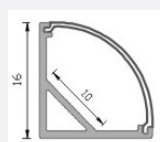
 **ALU** is a linear surface or recessed profile with PMMA and Polycarbonate diffuser and different lengths of profiles for the perfect desired application.

 **ALU** è un profilo lineare da superficie o da incasso con diffusore in PMMA e Policarbonato e profili di diverse lunghezze per la perfetta applicazione desiderata.

TECHNICAL DATA

Type	Aluminium Profile
Installation position	Surface/Recessed
Housing	Extruded Aluminium
Diffuser	PMMA Opal Matte PMMA Semi-clear PMMA Clear Polycarbonate

ALUMINIUM PROFILE



ACCESSORIES



End Cap with Hole
End Cap without Hole



Mounting Clips (PC)



Mounting Clips (Metal)



180° Connector



90° Connector