

# LINEAR INGROUND

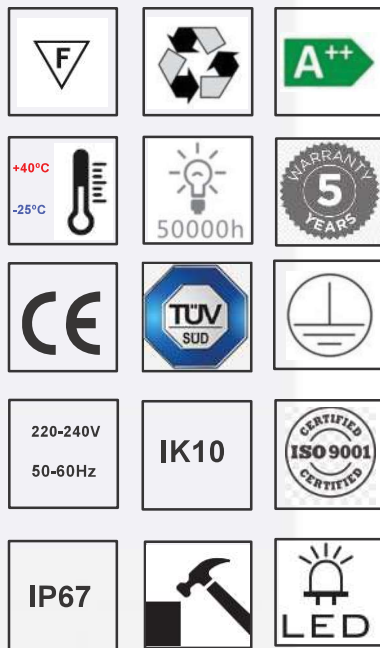


**LINEAR Grazer** Diffused Incasso lineare da incasso ha un aspetto minimalista che enfatizza i dettagli architettonici in modo discreto, offre un'emissione di luce diffusa e omogenea senza ombre con diverse opzioni di lunghezza, potenza, lumen, angolo del fascio, CRI e CCT.

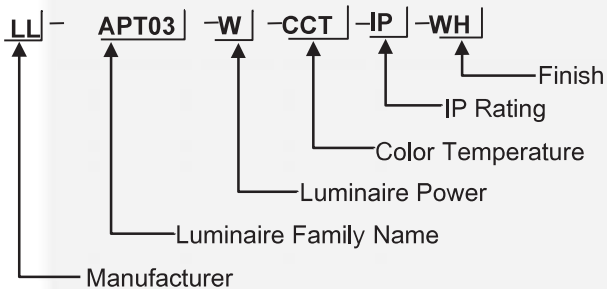
**LINEAR Grazer** Diffused Recessed linear recessed luminaire has a minimalist appearance emphasizes architectural details in a discreet way, offers a diffused and homogeneous light emission without shadows with different length, wattage, lumen, beam angle, CRI, and CCT option.

## TECHNICAL DATA

Type	Linear Inground
Installation	Recessed
Housing	6063 Anodized aluminum
Processing	Powder Coated
Diffuser	PMMA (10mm thick)
Light Emission Direction	Symmetrical
Glow wire test	850°
Safety Class	II
Gasket	Molding shape silicon seal
Cable Gland	Nickel coated copper/ABS
Direct Mounting on Normal Flammable Surface	Yes
Driver Included	Remote
Adjustable	No



### ORDERING CODE



System Wattage (W/m)	Lumen Output (lm/m)	Luminaire Efficacy (lm/W)	CRI
<input type="checkbox"/> 5	550	110	>90
<input type="checkbox"/> 7	770	110	>90
<input type="checkbox"/> 10	1100	110	>90
<input type="checkbox"/> 12	1320	110	>90
<input type="checkbox"/> 15	1550	110	>90

### COLOR TEMPERATURE OPTION



2700K 
  3000K 
  4000K 
  5000K 
  6000K

### BEAM ANGLE OPTION

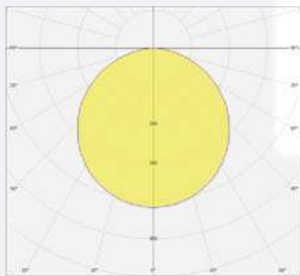
Diffused



### CONTROL OPTION

- DD DALI DIM 
- D1 0-10V DIM 
- PD Phase Cut DIM 
- D0 ON/OFF

### PHOTOMETRIC



NOTE: LED CHIPS & LED DRIVERS as per manufacturer's recommendations.


### LED CHIPS



### LED DRIVERS



### FINISH OPTION



### DIMENSION

